


**ENHANCED
SERIES!**



ULTIMA XIR



ULTIMA X³



ULTIMA XE



ULTIMA[®] X Series

[State-of-the-Art Gas Monitoring]



ULTIMA® X Gas Monitors

[Providing a unique Range of Capabilities]

ULTIMA X are state-of-the-art gas monitors for continuous detection and monitoring of combustible gases, toxics and oxygen concentration.

The ULTIMA X series of gas monitors is available with catalytic sensors for combustible gas and electrochemical sensors for toxic and oxygen [ULTIMA XE] or infrared for combustible gas [ULTIMA XIR].

The state-of-the-art design provides ease of use and maintenance and notably the XIR technology's outstanding long term accuracy extends the calibration interval.

All ULTIMA X series monitors are protected by a rugged, explosion proof stainless steel enclosure and are suitable for indoor and outdoor applications in virtually any industry including offshore operations.

The monitors can be deployed as stand-alone units, but also provide a 4 to 20 mA output for connection to controllers. In addition, the ULTIMA X³ range now supports ModBUS RTU communication with PLC, DCS or other control systems.



[Three Sensing Options in one single Device]



Electrochemical Sensor
in a broad range of types,
for monitoring various
toxic gases and oxygen



Infrared Sensor
for monitoring
combustible gases

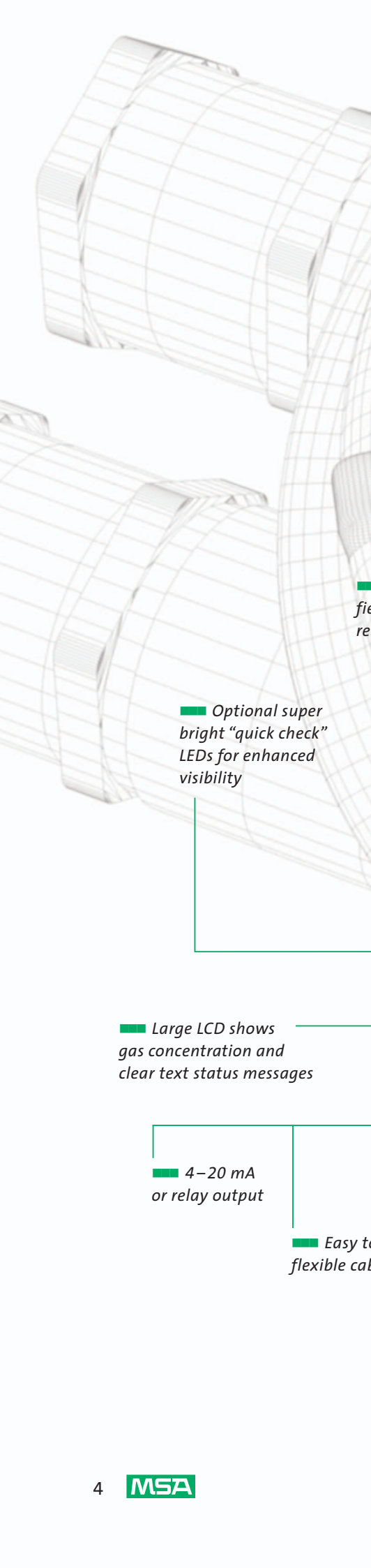


Catalytic Sensor
for monitoring
combustible gases



[Alphabetical List of Gases]

A Acetaldehyde	Chlorine	H Heptane	Methyl Methacrylate
Acetic Acid	Chlorine Dioxide	Hexane	Methyl Propane
Acetone	Cyclohexane	Hexene	Methyl t-Butyl Ether
Acetylene	Cyclopentane	Hydrogen	N Nitric Oxide
Acrolein	D Diborane	Hydrogen Chloride	Nitrogen Dioxide
Acrylnitrile	Diethyl Ether	Hydrogen Cyanide	O Oxygen
Ammonia	Dimethoxyethane	Hydrogen Sulphide	P Pentane
Amyl Alcohol	Dimethyl Ether	I IsoButane	Pentene
Arsine	Dioxane	IsoButanol	Phosphine
B Benzene	E Ethane	Isoprene	Propane
Bromine	Ethanol	IsoPropanol	Propanol
Butadiene	Ethyl Acetate	J JP-4	Propyl Acetate
Butane	Ethyl Acrylate	M MEK	Propylene
Butanol	Ethyl Benzene	Methane	Propylene Oxide
Butene	Ethylene	Methanol	S Silane
Butyl Acetate	Ethylene Oxide	Methyl Acetate	Styrene
Butyl Acrylate	F Fluorine	Methyl Ethyl Ketone	T Tetrahydrofuran
Butyraldehyde	G Gasoline	Methyl Formate	Toluene
C Carbon Monoxide	Germane	Methyl Isobutyl Ketone	X Xylenes



■ Durable stainless steel enclosure for even the toughest requirements

■ Infrared remote control interface

■ Optional field-configurable relay outputs


■ Optional super bright "quick check" LEDs for enhanced visibility


■ Large LCD shows gas concentration and clear text status messages

■ 4–20 mA or relay output

■ Easy to use, totally flexible cable entries

■ Unified single board electronics for all monitoring technologies





ULTIMA[®] X

[Highlights]

■ Sensor Change under Power

MSA's patented sensor design allows for quick and easy sensor changes in the field, even in hazardous areas.
[catalytic and electrochemical sensors]

■ Interchangeable Smart Sensors

Pre-calibrated sensor modules are ready for installation out of the box. No tools are needed to mount them in the field. Sensor changes are recognised, signalled on the display and indicated by the LEDs.
[catalytic and electrochemical sensors]

■ Versatile Display

The liquid crystal display alternates between gas concentration and gas type, and features scrolling text diagnostic indications.

■ Unified Hardware Design

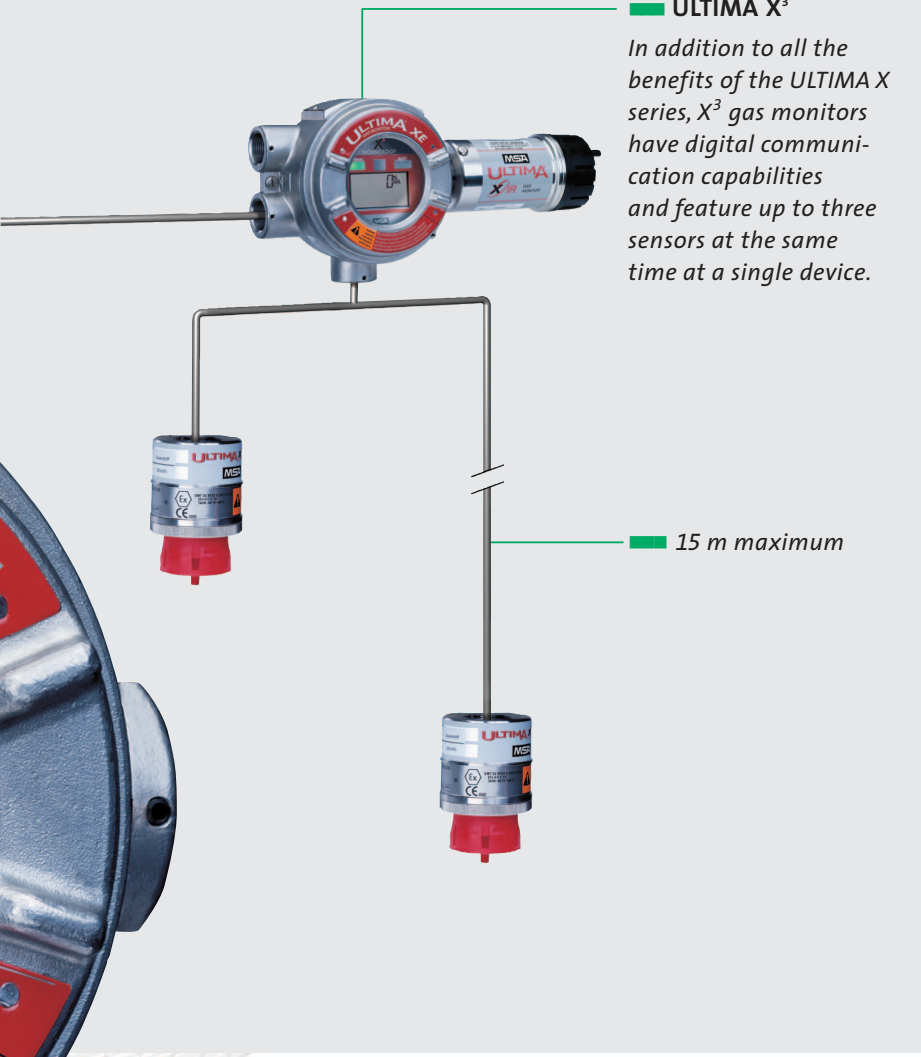
A single device with three sensing options: catalytic, electrochemical and infrared absorption. The ULTIMA X series with unified single board electronics marks the state-of-the-art in monitoring combustible and toxic gases and oxygen.

■ Onboard LEDs and Relays

Optional "quick check" LEDs at the display unit provide system condition indications at a glance, even from a distance. Four optional field-programmable relays provide three levels of alarm and fault output.

■ ULTIMA X³

In addition to all the benefits of the ULTIMA X series, X³ gas monitors have digital communication capabilities and feature up to three sensors at the same time at a single device.



[Features and Benefits]

- Stainless steel explosion-proof, multiple-entry enclosure
- Large LCD for numerical data as well as clear text messages
- Unified sensor electronics for multiple detection and monitoring technologies
- Single-board design greatly simplifies servicing
- “Quick-check” LEDs indicate system conditions, with good visibility even from a distance
- Optional field-programmable relays
- Remote sensor option
- Automatic compensation for changes in temperature and humidity
- All calibrations and adjustments made using non-invasive calibrator or controller [IR interface]
- Sensors can be changed under power in the field, even in hazardous areas [catalytic and electrochemical sensors]
- 4–20 mA output signal [ULTIMA XE]
- Digital ModBUS RTU communication [ULTIMA X³]
- Up to three sensors per monitor [ULTIMA X³]



[Applications]


ULTIMA X series gas monitors are suitable for indoor and outdoor applications in virtually any industrial environment including:

- Offshore installations
- Refineries
- Chemical and petrochemical facilities
- Steel mills
- Water and wastewater plants
- Automotive factories

[Hazards]

ULTIMA X series gas monitors protect against the following hazards:

- Combustible atmosphere
- Oxygen deficiency
- Toxic atmosphere
- Gas leaks



Sensors

[Installation and Operation]

Allowing for variable sensor placement, ULTIMA X series gas monitors have multiple enclosure entries for left, right or bottom wiring. The monitors are also suitable for remote sensing applications, with up to 15 m between sensor and electronics.

The modular design allows for pre-installation and wiring of the main enclosure at early stages of site construction. Main electronics and calibrated sensors can be easily added at commissioning to reduce risk of loss or damage and maximise sensor life.

ULTIMA X catalytic and toxic "Smart Sensor" modules store all calibration data internally, allowing convenient sensor presetting and calibration in the workshop. Calibration in the field is also possible, e.g. if required by regulations. No tools are needed for connecting or disconnecting sensor modules, and power to the monitor can remain on.

Electronics with front panel display and optional LEDs

Explosion-proof enclosure



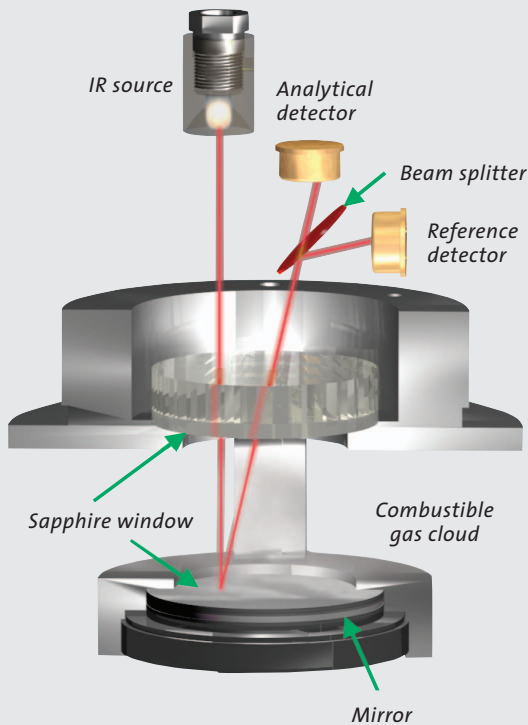
Cover with window

Sensor enclosure

Interchangeable smart sensor

Universal sensor guard

Electrochemical / Catalytic Sensor



[ULTIMA X IR Technology]

An electronically modulated source of infrared energy and two detectors convert the infrared energy into electrical signals. Each detector is sensitive to a different range of wavelengths in the infrared spectrum. The source emission is directed through a window in the main enclosure into an open volume. A mirror, protected by a second window, directs the energy back into the main enclosure


and onto the detectors. The presence of a combustable gas in the open volume will reduce the intensity of the source emission reaching the detector, but not the intensity of the source emission reaching the reference detector. The microprocessor monitors the ratio of these two signals and correlates this to a % LEL combustable reading.



ULTIMA[®] X³ Technology

[Digital Data Transfer and up to
3 Sensors per Monitor]

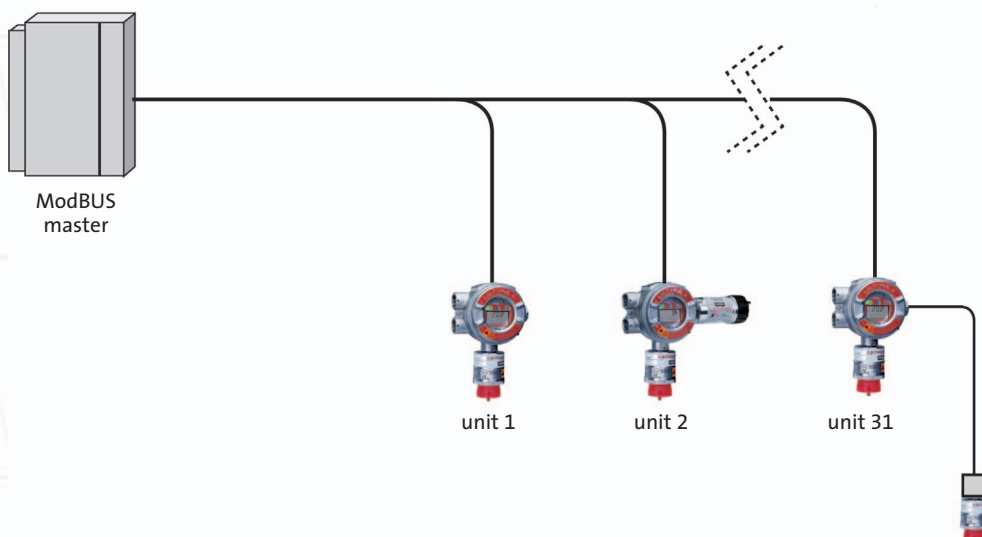
The ULTIMA X³ has all the benefits of the ULTIMA X series and is also capable of digital communication. A maximum of 31 ULTIMA X³ transmitters can be connected to the same line via ModBUS RTU. Since ULTIMA X³ units can be equipped with up to 3 sensors each, 93 sensors in all can share a single signal line. The wiring effort is minimal.




[Multi-Sensing System]

- Various combinations of electro-chemical, catalytic and infrared sensors available
- Remote diagnostics feasible thanks to sensor condition transmissions
- Gas monitor's "scrolling display" shows all its sensor types
- ULTIMA X³ monitor operates as slave device on the network
- Optional remote sensor installation allows for a maximum distance of 15 m for each sensor
- Internal relays can be configured for 3 different common alarms or one individual alarm for each sensor

[ModBUS Network Example]



[3 Sensor Technologies x 31 Monitors = 93 Gas Sensors]





[Accessories]

Calibrator

The easy to use 3 button ULTIMA Calibrator, with IR interface, offers the industry's simplest method of calibration. The intrinsically safe Calibrator can also be used to change the address of an ULTIMA X³ gas monitor.



Controller

The ULTIMA Controller has an IR interface and provides complete access to all features through its full function keypad.

Features include:

- Intrinsically safe
- Set/display alarm levels
- Set/display SPAN gas value
- Display minimum, maximum and average gas readings
- Calibration menu




Push Button [external]

The push button allows for quick browsing through key functions without the calibrator:

- Acknowledge Alarms
- Zero Calibration
- SPAN Calibration
- Initial Calibration [iCAL]
- Abort Calibration

Flow through Adaptor

For toxic and catalytic sensors with connection for option to apply calibration gas remotely [for ULTIMA XE].



Flow Cap

Used when there is a requirement to pump a sample through the sensing module [for ULTIMA XI and XIR].



Remote Sensor Options

The optional explosion-proof [NPT] or increased safety [metric] enclosure includes a terminal strip for easy wiring of power and signal.



[Technical Specifications]

Gas Types	Combustibles, toxics and oxygen	Signal Output	ULTIMA XE 4–20 mA 2-wire current sink 4–20 mA 3-wire current source
Temperature Range	–40 °C to +60 °C [–40 °F to +140 °F] [typical, range for some gases may differ]	Relay Contacts	Rating Alarm 5 A @ 220 VAC; 5 A @ 30 VDC normally energised/de-energised, SPDT, upscale/downscale, latching/nonlatching
Drift	Zero Drift Span Drift < 5% per year, typical < 10% per year, typical	Fault	normally energised, SPDT, non-latching
Accuracy	Repeatability Linearity ± 1% Full Scale or 2 ppm, typical ± 2% Full Scale or 2 ppm [O ₂ , CO], typical ± 3% Full Scale [<50% LEL combustibles] ± 5% Full Scale [>50% LEL combustibles] ± 10% Full Scale or 2 ppm [non-CO toxics], typical	Cable Entries	Four, 3/4 inch NPT or 25 mm
Response Times	τ ₂₀ oxygen and toxics τ ₅₀ oxygen and toxics τ ₅₀ combustibles τ ₉₀ combustibles τ ₉₀ XIR < 12 seconds [typically 6 seconds] < 30 seconds [typically 12 seconds] < 8 seconds < 20 seconds < 5 seconds [without sensor guard]	Physical	Weight Dimensions Material 4.7 kg 261 x 160 x 99 mm [H x W x D] 316 Stainless Steel
Humidity	15%–95% RH, non-condensing	Approvals	ULTIMA XE/XIR/X ³ ULTIMA XE/XIR/X ³ and Remote Sensor ULTIMA XE/XIR/X ³ CE Low Voltage Directive: 73/23/EEC CE ATEX Directive: 94/9/EC CE EMC Directive: 89/336/EEC Ⓢ II 2G EEx d IIC T5 [main enclosure] Ⓢ II 2G EEx d IIC T4 [sensor excluding IR] Ⓢ II 2G EEx d IIC T5 [IR sensor] Ⓢ II 2G EEx ia IIC T4 [sensor with safety barrier] –40 °C Ta +60 °C
Sensor Life	Oxygen and toxics Combustibles 2 years typical 3 years typical	EC-Type Examination Certificate	DMT 02 ATEX E 202 X Performance approval EN 60079-29-1:2007 EN 50104:2002 [PFG-No. 41301103P] EN 50271:2002
Power Input	24 VDC [oxygen] 24 VDC @ 450 mA maximum [combustibles] 24 VDC @ 750 mA maximum [XIR]	ULTIMA XE/XIR	Ⓢ II 2G EEx ib IIC T3/T4/T5 Ⓢ II 2G EEx ib IIC T4
Wiring Requirements	Combustibles [incl. XIR] 3-wire Oxygen and toxics 2-wire; no LEDs or relays Oxygen and toxics 3-wire; LEDs and/or relays	ULTIMA Calibrator ULTIMA Controller	24 months on all components including IR sensor [does not include catalytic or electrochemical sensor modules]
		Warranty	



[Sensor & System Options]



Infrared Sensors
for monitoring group
3 or 4 combustibles



Electrochemical Sensors
for monitoring various
toxics and oxygen



Catalytic Sensor
for monitoring group 1
and 2 combustibles

ULTIMA X³
for up to 3 sensors with
1 monitor including
remote sensors



[List of Combustible Gases, Catalytic Sensor]

Compound	Group	Compound	Group
Acetaldehyde	2	Gasoline	2
Acetic Acid	2	Heptane	2
Acetone	2	Hexane	2
Acetylene	2	Hexene	2
Acrylonitrile	2	Hydrogen	1
Amyl Alcohol	2	Isoprene	2
Benzene	2	JP-4	2
Butadiene-1,3	1	Methane	1
Butane-iso	2	Methanol	2
Butanol	2	Methyl Acetate	2
Butene-1	1	Methyl Ethyl Ketone	2
Butene-2	1	Methyl Isobutyl Ketone	2
Butyl Acetate	2	Methyl Methacrylate	2
Butyl Acrylate	2	Methyl Propane-2	1
Butene	1	Methyl t-Butyl Ether	2
Butyraldehyde	2	Pentane-iso	1
Cyclohexane	2	Pentane-n	1
Diethyl Ether	2	Pentene	1
Dimethoxyethane	2	Propane	1
Dimethyl Ether	2	Propanol-iso	2
Dioxane-1,4	2	Propanol-n	2
Ethane	1	Propyl Acetate	2
Ethanol	2	Propylene	1
Ethyl Acetate	2	Propylene Oxide	2
Ethyl Acrylate	2	Styrene	2
Ethyl Benzene	2	Tetrahydrofuran	2
Ethylene	1	Toluene	2
Ethylene Oxide	1	Xylenes	2

[List of Combustible Gases, IR Sensor]

Compound	Group	Compound	Group
Acetone	3	Isopropyl Acetate	4
Allyl Alcohol	4	MEK	4
Benzene	4	Methane	3
Butadiene-1,3	3	Methanol	4
Butane	3	Methyl Chloride	4
Butanol	4	Methylene Chloride	4
Cyclohexane	4	MIBK	4
Cyclopentane	4	MTBE	4
Diethyl Ether	4	Propanol-n	4
Difluoroethane-1,1 [R 152a]	4	Pentane	4
Dimethylamine	4	Propane	3
Dimethyl Ether	4	Propionaldehyde	4
Epichlorohydrin	4	Propyl Acetate	4
Ethane	3	Propylene	3
Ethanol	4	Propylene Oxide	4
Ethyl Acetate	4	Styrene	4
Ethylene	3	Tetrahydrofuran	4
Ethylene Oxide	3	Toluene	4
Heptane	4	Trichloroethane-1,1,1	4
Hexane	4	Triethylamine	4
Isobutane	3	Trimethylamine	4
Isobutylene	4	Vinyl Acetate	4
Isopropanol	4	Xylenes [O-Xylene]	4

[Ordering Information]

Please choose from the options to create your ULTIMA X

	Cable Gland Thread Type		
	3/4" NPT	25 mm metric	
Enclosure Type			
Enclosure without terminal strips	10044380	10044382	→ <input type="checkbox"/>
Enclosure with terminal strips	10044381	10044383	
Gas Type			
Infrared Sensors			
IR Sensor for Combustible Gases, Group 3*: 0 – 100% LEL	10044425	10044449	
IR Sensor for Combustible Gases, Group 4*: 0 – 100% LEL	10044426	10044450	
Catalytic Sensors			
Catalytic Sensor for Combustible Gases, Group 1*: 0 – 100% LEL	10044423	10044447	
Catalytic Sensor for Combustible Gases, Group 2*: 0 – 100% LEL	10044424	10044448	
Electrochemical Sensors			
Ammonia	0 – 50 ppm	10044520	10044528
Ammonia	0 – 100 ppm	10062612	10056992
Arsine	0 – 2 ppm	10044428	10044452
Bromine	0 – 5 ppm	10044518	10044526
Carbon Monoxide	0 – 100 ppm	10044364	10044433
Carbon Monoxide	0 – 500 ppm	10044365	10044434
Chlorine	0 – 5 ppm	10044514	10044522
Chlorine Dioxide	0 – 3 ppm	10044517	10044525
Diborane	0 – 50 ppm	10044431	10044455
Ethylene Oxide	0 – 10 ppm	10044521	10044529
Fluorine	0 – 10 ppm	10044519	10044527
Germane	0 – 3 ppm	10044430	10044454
Hydrogen	0 – 1000 ppm	10044432	10044456
Hydrogen Chloride	0 – 50 ppm	10044516	10044524
Hydrogen Cyanide	0 – 50 ppm	10044422	10044446
Hydrogen Sulphide	0 – 10 ppm	10044368	10044440
Hydrogen Sulphide	0 – 50 ppm	10044369	10044442
Hydrogen Sulphide	0 – 100 ppm	10044420	10044444
Nitric Oxide	0 – 100 ppm	10044421	10044445
Nitrogen Dioxide	0 – 10 ppm	10044515	10044523
Oxygen	0 – 10%	10044366	10044436
Oxygen	0 – 25%	10044367	10044438
Phosphine	0 – 2 ppm	10044427	10044451
Silane	0 – 25 ppm	10044429	10044453
LED / Relay / Output Options			
ULTIMA XE/XIR	no LEDs and no relays, 2-wire output [only for toxics, not for combustibles]	10044388	
ULTIMA XE/XIR	no LEDs and no relays, 3-wire output	10044386	
ULTIMA XE/XIR	LEDs and no relays, 3-wire output	10044385	
ULTIMA XE/XIR	Relays and no LEDs, 3-wire output	10044387	→ <input type="checkbox"/>
ULTIMA XE/XIR	LEDs and relays, 3-wire output	10044384	
ULTIMA X ³ ModBUS-PCB	no LEDs and no relays	10062613	
ULTIMA X ³ ModBUS-PCB	LEDs and no relays	10062614	
ULTIMA X ³ ModBUS-PCB	Relays and no LEDs	10062615	
ULTIMA X ³ ModBUS-PCB	LEDs and relays	10062616	
Installation Options			
Instrument mounting bracket		10047561	
Housing for remote sensor installation, 3/4" NPT		10044457	→ <input type="checkbox"/>
Housing for remote sensor installation, 25 mm metric		10044458	
Reducer M25/M20 EEx de		10045881	
Cable Gland M20 EEx d		10045880	
Accessories			
ULTIMA Controller		10044459	
ULTIMA Calibrator		10044470	
Reset push button [external]		10074014	
ULTIMA XE Calibration cap		10020030	→ <input type="checkbox"/>
ULTIMA XE Flow adapter		10041866	
ULTIMA XE SensorGard		10028904	
ULTIMA XIR Calibration cap		10041533	
ULTIMA XIR Flow cap		10042600	
ULTIMA XIR SensorGard		10041265	

*Please see specifications. More gas types, options and accessories available on request.

MSA in Europe

[Your Partners for Fire and Gas Detection Solutions]

Northern Europe

Netherlands

MSA Nederland

Kernweg 20, 1627 LH Hoorn

Phone +31 (0)229 25 03 03

Telefax +31 (0)229 21 13 40

E-Mail info.nl@MSAsafety.com

Belgium

MSA Belgium

Duwijckstraat 17, 2500 Lier

Phone +32 (0)3 491 91 50

Telefax +32 (0)3 491 91 51

E-Mail info.be@MSAsafety.com

Great Britain

MSA Britain

Lochard House

Linnet Way

Strathclyde Business Park

BELLSHILL ML4 3RA

Scotland

Phone +44 (0)16 98 57 33 57

Telefax +44 (0)16 98 74 01 41

E-Mail info.gb@MSAsafety.com

Sweden

MSA NORDIC

Kopparbergsgatan 29

214 44 Malmö

Phone +46 (0)40 699 07 70

Telefax +46 (0)40 699 07 77

E-Mail info.se@MSAsafety.com

Southern Europe

France

MSA GALLET

Zone Industrielle Sud

01400 Châtillon sur Chalaronne

Phone +33 (0)474 55 01 55

Telefax +33 (0)474 55 47 99

E-Mail info.fr@MSAsafety.com

Italy

MSA Italiana

Via Po 13/17

20089 Rozzano (MI)

Phone +39 02 89 217 1

Telefax +39 02 82 59 228 -

+39 02 89 217.236

E-Mail info.it@MSAsafety.com

Spain

MSA Española

Narcís Monturiol, 7

Pol. Ind. del Sudoeste

08960 Sant-Just Desvern

(Barcelona)

Phone +34 (0)93 372 51 62

Telefax +34 (0)93 372 66 57

E-Mail info.es@MSAsafety.com

Eastern Europe

Poland

MSA Safety Poland

Ul. Wschodnia 5a

05-090 Raszyn k/Warszawy

Phone +48 22 711 50 00

Telefax +48 22 711 50 19

E-Mail info.pl@MSAsafety.com

Czech Republic

MSA Safety Czech

Dolnojiřčanská 270/22b

142 00 Praha 4-Kamýk

Phone +420 241 440 537

Telefax +420 241 440 537

E-Mail infoPraha@MSAsafety.com

Hungary

MSA Safety Hungaria

Francia út 10.

1143 Budapest

Phone +36 (1) 251 34 88

Telefax +36 (1) 251 46 51

E-Mail info.hu@MSAsafety.com

Romania

MSA Safety Romania

Str. Virgil Madgearu, Nr. 5

Ap. 2, Sector 1

014135 Bucuresti

Phone +40 (0)21 2 32 62 45

Telefax +40 (0)21 2 32 87 23

E-Mail info.ro@MSAsafety.com

Russia

MSA Safety Russia

Pokhodny Proezd, 14

125 373 Moscow

Phone +7 495 921-1370

Telefax +7 495 921-1368

E-Mail info.ru@MSAsafety.com

Central Europe

Germany

MSA AUER

Thiemannstrasse 1

12059 Berlin

Phone +49 (0)30 68 86 0

Telefax +49 (0)30 68 86 15 17

E-Mail info.de@MSAsafety.com

Austria

MSA AUER Austria

Modecenterstrasse 22

MGC Office 4, Top 601

1030 Wien

Phone +43 (0)1/796 04 96

Telefax +43 (0)1/796 04 96-20

E-Mail info.at@MSAsafety.com

Switzerland

MSA Schweiz

Eichweg 6

8154 Oberglatt

Phone +41 (0)43 255 89 00

Telefax +41 (0)43 255 99 90

E-Mail info.ch@MSAsafety.com

European International Sales

(Africa, Asia, Australia,
Latin America, Middle East)

MSA EUROPE

Thiemannstrasse 1

12059 Berlin

Phone +49 (0)30 68 86 55 5

Telefax +49 (0)30 68 86 15 17

E-Mail contact@msa-europe.com

Your direct contact